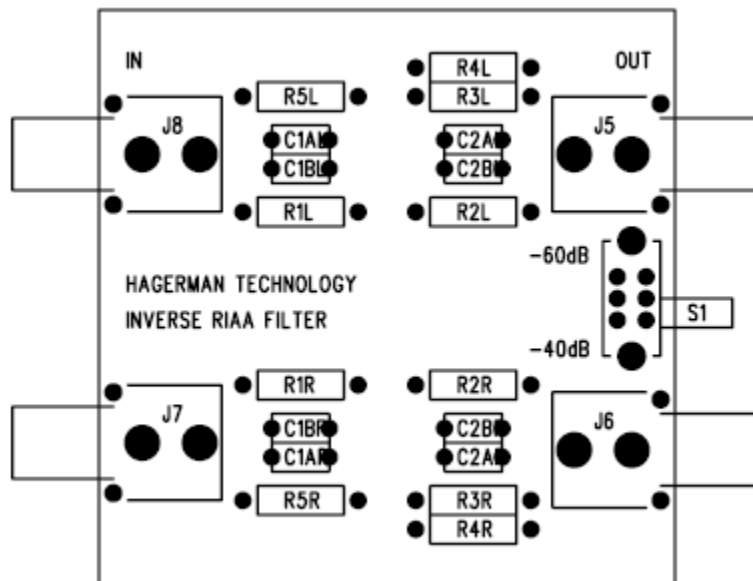




# iRIAA2

*Inverse Filter*



Made in USA

---

## *Copyrights & Trademarks*

© Copyright Hagerman Audio Labs 1999, 2014. All rights reserved. No part of this document may be photocopied, reproduced, or translated to another language without the prior written consent.

## *Disclaimer*

The information contained in this document is subject to change without notice. Hagerman Audio Labs shall not be liable for errors contained herein or for consequential damages in connection with the furnishing, performance, or use of this material.

## *Warranty*

Hagerman Audio Labs warrants this product free of defects in materials and workmanship for a period of 10 years. If you discover a defect, Hagerman Audio Labs will, at its option, repair or replace the product at no charge to you provided you return it during the warranty period, transportation charges prepaid to Hagerman Audio Labs. This warranty does not apply if the product has been damaged by negligence, accident, abuse or misuse or misapplication, has been damaged because it has been improperly connected to other equipment or has been modified without the express written permission of Hagerman Audio Labs. This warranty is limited to the replacement or repair of this product and not to damage to equipment of other manufacturers. Any applicable implied warranties, including warranty of merchantability, are limited in duration to a period of the express warranty as provided herein beginning with the original date of purchase and no warranties, whether express or implied shall apply to the product thereafter. Under no circumstances shall Hagerman Audio Labs be liable for any loss, direct, indirect, incidental, special, or consequential damage arising out of or in connection with the use of this product.

### **Hagerman Audio Labs**

PO Box 61911

Honolulu, HI 96839

808-383-2704 (voice)

[www.haglabs.com](http://www.haglabs.com)

# Description

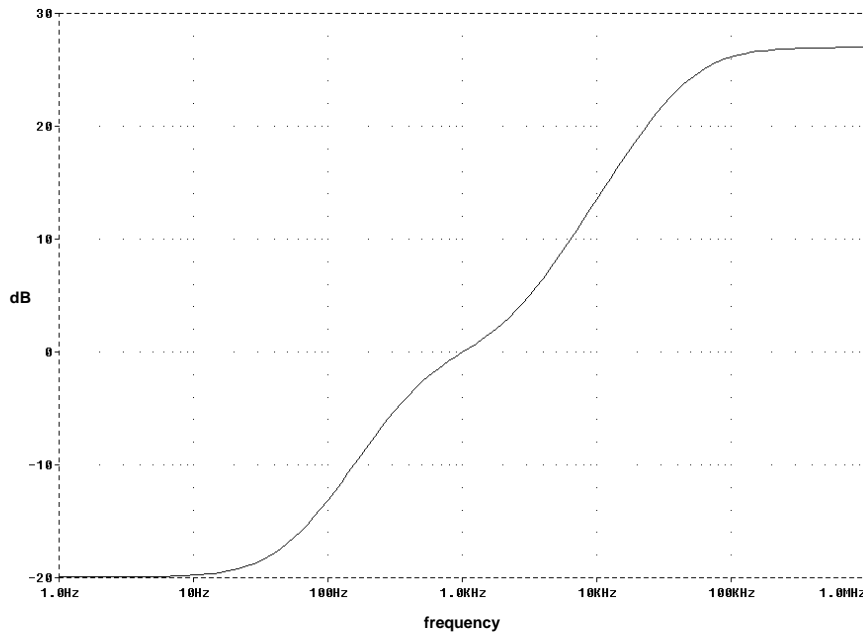
The inverse RIAA Filter is an accurate reference for testing modern phono stages. It provides the inverse transfer function of the RIAA response and level shifting so that a line level signal is converted into exactly what a phono stage input expects. Separate output levels of  $-40\text{dB}$  and  $-60\text{dB}$  (referenced to  $1\text{kHz}$ ) accommodate moving magnet and moving coil stages, respectively.

## Specifications

Item	Specification
Accuracy	$\pm 0.5\text{dB}$
Gain	$-40\text{dB}$ / $-60\text{dB}$ @ $1\text{kHz}$
Output Impedance	$660$ / $60$ ohms

## Frequency Response

Each channel matches the ideal inverse RIAA transfer function (with corner added at  $3.18\mu\text{s}$ ) to within  $\pm 0.5\text{dB}$ .



## *Tabular Values*

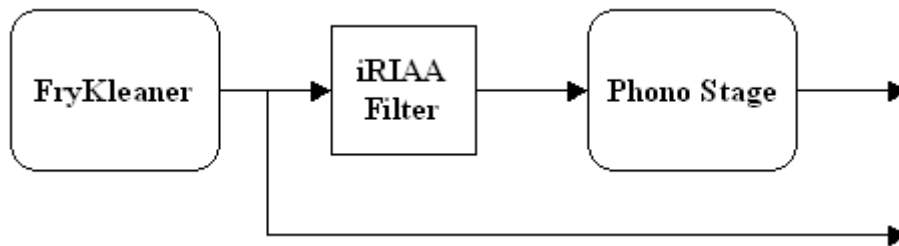
Frequency	dB	Frequency	dB	Frequency	dB
10.00	-19.74	223.9	-7.43	5012	8.18
11.22	-19.70	251.2	-6.64	5623	9.04
12.59	-19.64	281.8	-5.88	6310	9.92
14.13	-19.58	316.2	-5.15	7079	10.81
15.85	-19.50	354.8	-4.46	7943	11.72
17.78	-19.40	398.1	-3.81	8913	12.64
19.95	-19.27	446.7	-3.20	10000	13.56
22.39	-19.12	501.2	-2.63	11220	14.48
25.12	-18.94	562.3	-2.11	12590	15.40
28.18	-18.72	631.0	-1.63	14130	16.31
31.62	-18.46	707.9	-1.19	15850	17.23
35.48	-18.16	794.3	-0.77	17780	18.10
39.81	-17.80	891.3	-0.38	19950	18.96
44.67	-17.40	1000	0.00	22390	19.80
50.12	-16.93	1122	0.38	25120	20.61
56.23	-16.41	1259	0.77	28180	21.38
63.10	-15.84	1413	1.17	31620	22.11
70.79	-15.22	1585	1.60	35480	22.80
79.43	-14.55	1778	2.07	39810	23.44
89.13	-13.83	1995	2.57	44670	24.02
100.0	-13.09	2239	3.12	50120	24.54
112.2	-12.31	2512	3.72	56230	25.01
125.9	-11.51	2818	4.36	63100	25.43
141.3	-10.70	3162	5.05	70790	25.78
158.5	-9.88	3548	5.78	79430	26.09
177.8	-9.05	3981	6.55	89130	26.35
199.5	-8.23	4467	7.35	100000	26.57

# Installation

Connect the iRIAA2 filter between your line level source and the inputs to your phono stage.

## *Break-In*

For break-in of phono stages, connect a line level signal source (CD player or FryKleaner) directly to the inputs. The  $-40\text{dB}$  outputs will mimic a stereo moving magnet cartridge and the  $-60\text{dB}$  outputs a moving coil cartridge. The output of the phono stage under test (PUT) should be a line level signal virtually identical to the original. If not, then there is a phase or frequency response aberration in the PUT.



# Schematic

